

AUGER ECO 250



DREDGE YARD

MAIN PARTICULARS

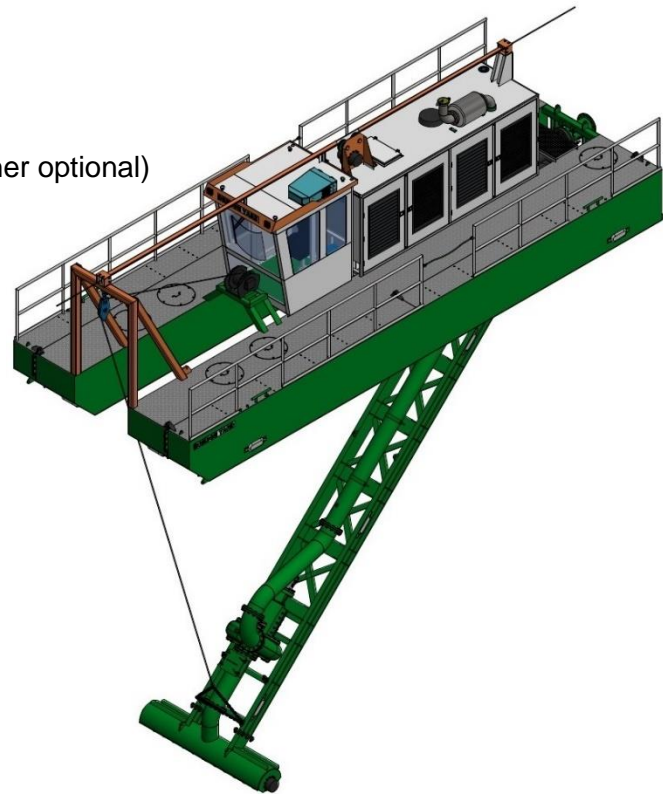
Type	Auger Suction Dredger	
Pontoons	Foldable pontoons	
Transport	Assembled on flat track container	
Suction Pipe	300 mm	12 inch
Discharge pipe	250 mm	10 inch
Suitable for dredging	Clay, Medium Sand and Coarse sand	
Dredging depth	8 m	26 ft

POWER UNIT

Diesel engine	CAT C9	
Engine type	Industrial power unit	
Engine tier	EPA tier 3 emissions (higher optional)	
Engine power	224 kW	300 hp
Cooling	Radiator cooling	
Engine speed	1800-2100 rpm	

MAIN DIMENSIONS

Length overall	11.80 m	38.7 ft
Number of pontoons	4 (2x fixed)	
Length over pontoons	10.90 m	35.8 ft
Width overall	4.10 m	13.5 ft
Width during transport	3.00 m	9.9 ft
Height overall at operation	3.30 m	10.8 ft
Height of pontoon	1.00 m	3.3 ft
Design draught	0.65 m	2.1 ft



DREDGE PUMP

Type	DREDGE YARD DY250	
Configuration	Single stage centrifugal pump	
Position	Submerged mounted on the ladder	
Suction diameter	250 mm	10 inch
Discharge diameter	250 mm	10 inch
Impeller number of vanes	3	
Dredge pump motor power	160 kW	215 hp
Dredge pump	825-975 rpm	
Wear material	GX260 White Iron - high wear resistant	
Drive	Direct hydraulic drive	
Bearing block	Two spherical roller bearings + one spherical roller thrust bearing	
Shaft Seal	Mechanical Shaft Seal	

AUGER HEAD

Type	DY300-C Multipurposed	
Configuration	Helical auger head with conical entry	
Auger width	2.92 m	9.6 ft
Auger motor power	15 kW	20 hp
Auger motor speed	0-60 rpm	
Cutting system	Cutting knives (optional)	



DREDGING WINCH

Type of winch	Traverse winch	
Movement	Forward and Backward	
Number of winches	1 unit	
Wire pull	20 kN	4496 lbs
Hauling speed	0-20 m/min	0-65 ft/min
Drive	Hydraulic motor	
Wire diameter	13 mm	0.5 inch

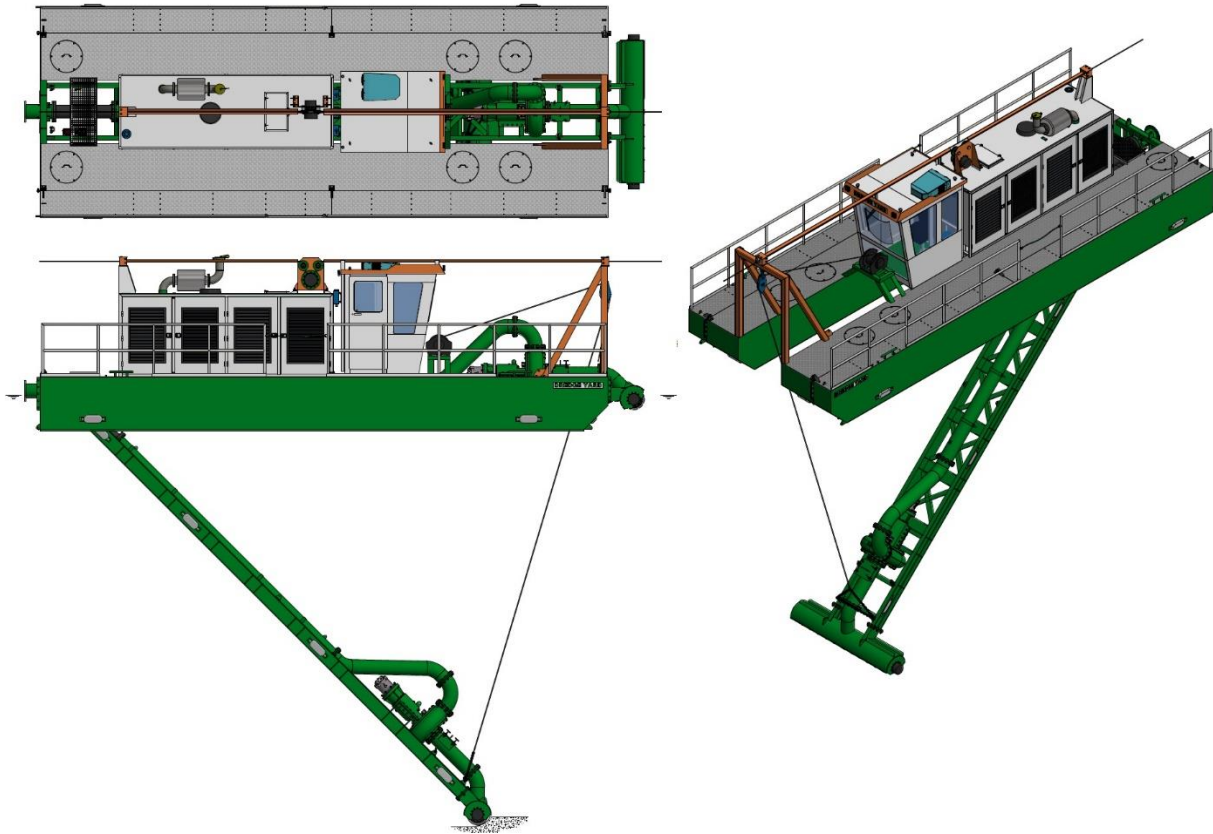
LADDER HOISTING WINCH

Type of winch	Drum winch	
number of winches	1 unit	
Wire pull	35 kN	7868 lbs
Hauling speed	0-20 m/min	65 ft/min
Drive	Hydraulic motor	
Wire diameter	13 mm	0.5 inch



PROPULSION (Optional)

Purpose	Simple maneuvering in sheltered waters	
Type	Two fixed propellers	
Total power	30 kW	40 hp
Trust Force	5.5 kN	1236 lbs
Direction of Vessel	Forward, reverse, left and right	



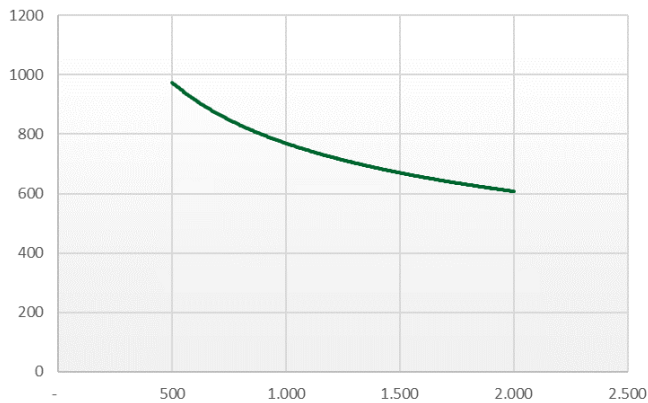
FUEL

Type	Diesel fuel	
Tank capacity	1000 liters	264 gallon

CABIN

Total area	1.96 m2	21 sq-ft
Cooling	Ventilation fan (a/c optional)	
Lights	1x interior light and 2x flood light	
Additional	Screen wipers	
Instrumentation	Dredging depth indication	

ECO 250 Production in water



ECO 250 Production Insitu

