

CUTTER DREDGER ECO 250



DREDGE YARD

MAIN PARTICULARS

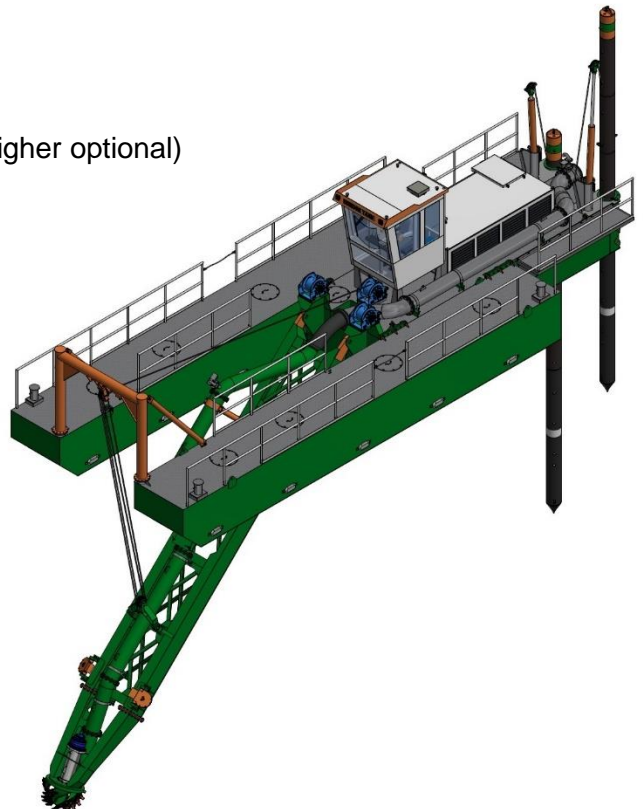
Type of dredger	Cutter Suction Dredger	
Pontoons	Three dismountable pontoons	
Transport	Inside one high cube container and three standard containers	
Suction Pipe	250 mm	10 inch
Discharge pipe	250 mm	10 inch
Suitable for dredging	Clay, Medium Sand and Coarse sand	
Dredging depth	8 m	26 ft

POWER UNIT

Diesel engine	CAT C11	
Engine type	Industrial power unit	
Engine tier	EPA tier 3 emissions (higher optional)	
Engine power	261 kW	350 hp
Cooling	Radiator cooling	
Engine speed	1800-2100 rpm	

MAIN DIMENSIONS

Length overall	19.90 m	65.3 ft
Number of pontoons	3	
Length over pontoons	11.50 m	37.8 ft
Width overall	5.33 m	17.5 ft
Width during transport	5.33 m	17.5 ft
Height overall at operation	3.95 m	13.0 ft
Height of pontoon	1.25 m	4.1 ft
Design draught	0.70 m	2.3 ft



DREDGE PUMP

Type	DREDGE YARD DY250	
Configuration	Single stage centrifugal pump	
Position	Submerged mounted on the ladder	
Discharge diameter	250 mm	10 inch
Discharge diameter	250 mm	10 inch
Impeller number of vanes	3	
Dredge pump motor power	192 kW	257 hp
Dredge pump	800-1000 rpm	
Wear material	GX260 White Iron - high wear resistant	
Drive	Direct hydraulic drive	
Bearing block	Two spherical roller bearings & one spherical roller thrust bearing	
Shaft seal	Mechanical Shaft Seal	

DREDGE CUTTER HEAD

Type	DY740-C Multipurposed	
Configuration	Crown type interchangeable teeth	
Cutter diameter	0.74 m	2.4 ft
Cutter motor power	35 kW	47 hp
Cutter motor speed	0-40 rpm	
Cutting system	3 type of replaceable teeth Narrow teeth, pick points and chisel	

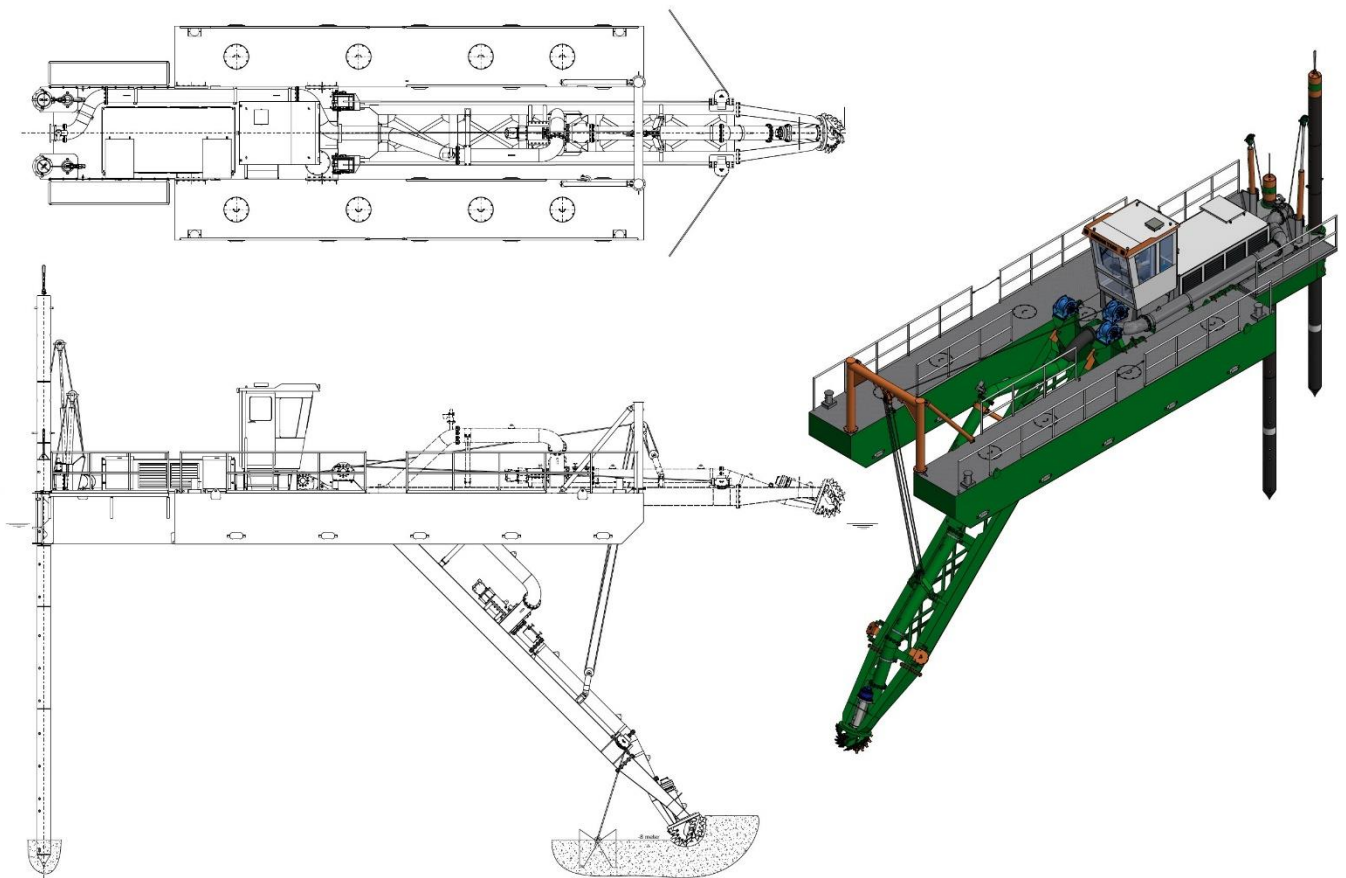


DREDGING WINCH

Type of winch	Drum winch	
Movement	Swing left and right 35 degrees	
Number of winches	2 unit	
Wire pull	40 kN	8993 lbs
Hauling speed	0-20 m/min	0-65 ft/min
Wire diameter	13 mm	0.5 inch
Drive	Hydraulic motor	

LADDER HOISTING WINCH

Type of winch	Drum winch	
Number of winches	1 unit	
Wire pull	40 kN	8993 lbs
Hauling speed	0-20 m/min	65 ft/min
Wire diameter	13 mm	0.5 inch
Drive	Hydraulic motor	



PROPULSION (Optional)

Purpose	Simple maneuvering in sheltered waters	
Type	Two fixed propellers	
Total power	44 kW	59 hp
Trust Force	6.9 kN	1552 lbs
Direction of Vessel	Forward, reverse, left and right	

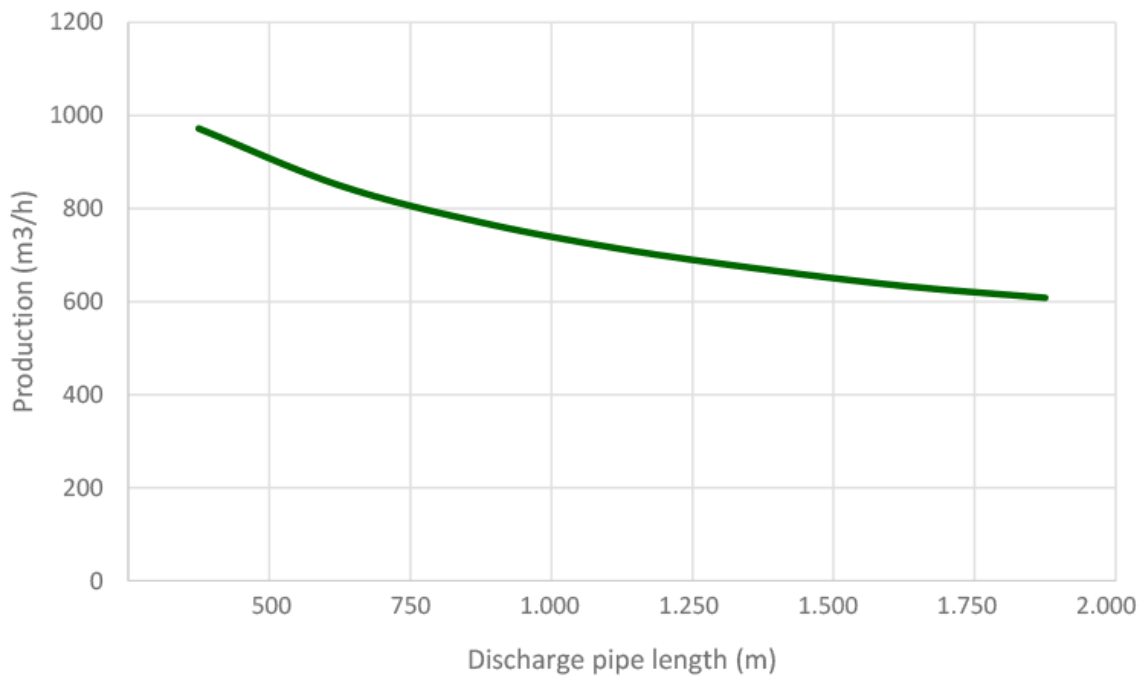
FUEL

Type	Diesel fuel	
Tank capacity	3500 liters	925 gallon

DREDGER OPERATING CABIN

Total area	1.96 m2	21 sq-ft
Cooling	Ventilation fan (a/c optional)	
Lights	1x interior light and 2x flood light	
Additional	Screen wipers	
Instrumentation	Dredging depth indication	

ECO 250 Production Curve in Water



ECO 250 Production Curve Insitu

