

# CUTTER DREDGER ECO 300



## DREDGE YARD

### MAIN PARTICULARS

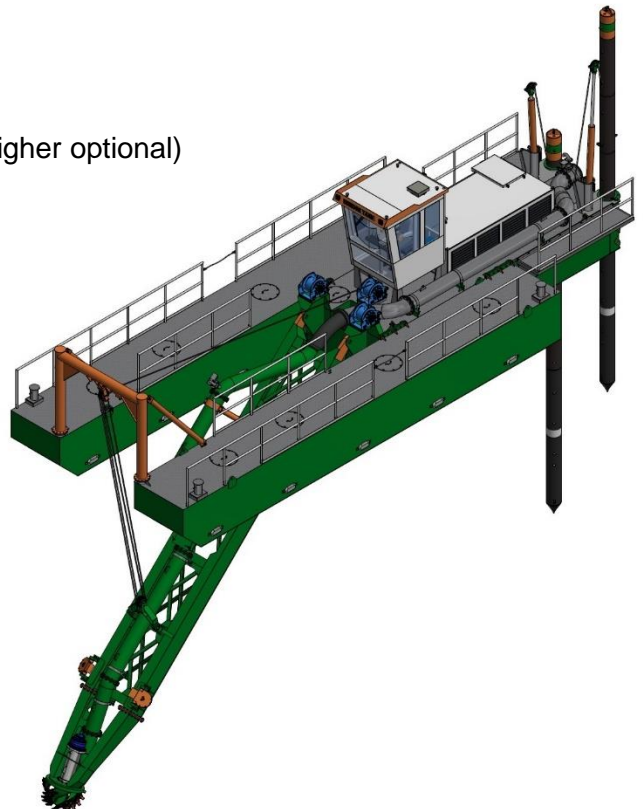
Type of dredger	Cutter Suction Dredger
Pontoons	Three dismountable pontoons
Transport	Inside one high cube container and three standard containers
Suction Pipe	300 mm      12 inch
Discharge pipe	300 mm      12 inch
Suitable for dredging	Clay, Medium Sand and Coarse sand
Dredging depth	8 m            26 ft

### POWER UNIT

Diesel engine	CAT C13
Engine type	Industrial power unit
Engine tier	EPA tier 3 emissions (higher optional)
Engine power	310 kW      415 hp
Cooling	Radiator cooling
Engine speed	1800-2100 rpm

### MAIN DIMENSIONS

Length overall	19.90 m	65.3 ft
Number of pontoons	3	
Length over pontoons	11.50 m	37.8 ft
Width overall	5.33 m	17.5 ft
Width during transport	5.33 m	17.5 ft
Height overall at operation	3.95 m	13.0 ft
Height of pontoon	1.25 m	4.1 ft
Design draught	0.75 m	2.5 ft



## DREDGE PUMP

Type	DREDGE YARD DY300	
Configuration	Single stage centrifugal pump	
Position	Submerged mounted on the ladder	
Discharge diameter	300 mm	12 inch
Discharge diameter	300 mm	12 inch
Impeller number of vanes	3	
Dredge pump motor power	231 kW	310 hp
Dredge pump	650-800 rpm	
Wear material	GX260 White Iron - high wear resistant	
Drive	Direct hydraulic drive	
Bearing block	Two spherical roller bearings & one spherical roller thrust bearing	
Shaft Seal	Mechanical Shaft Seal	

## DREDGE CUTTER HEAD

Type	DY860-C Multipurposed	
Configuration	Crown type interchangeable teeth	
Cutter Diameter	0.86 m	2.8 ft
Cutter motor power	40 kW	54 hp
Cutter motor speed	0-40 rpm	
Cutting system	3 type of replaceable teeth Narrow teeth, pick points and chisel	

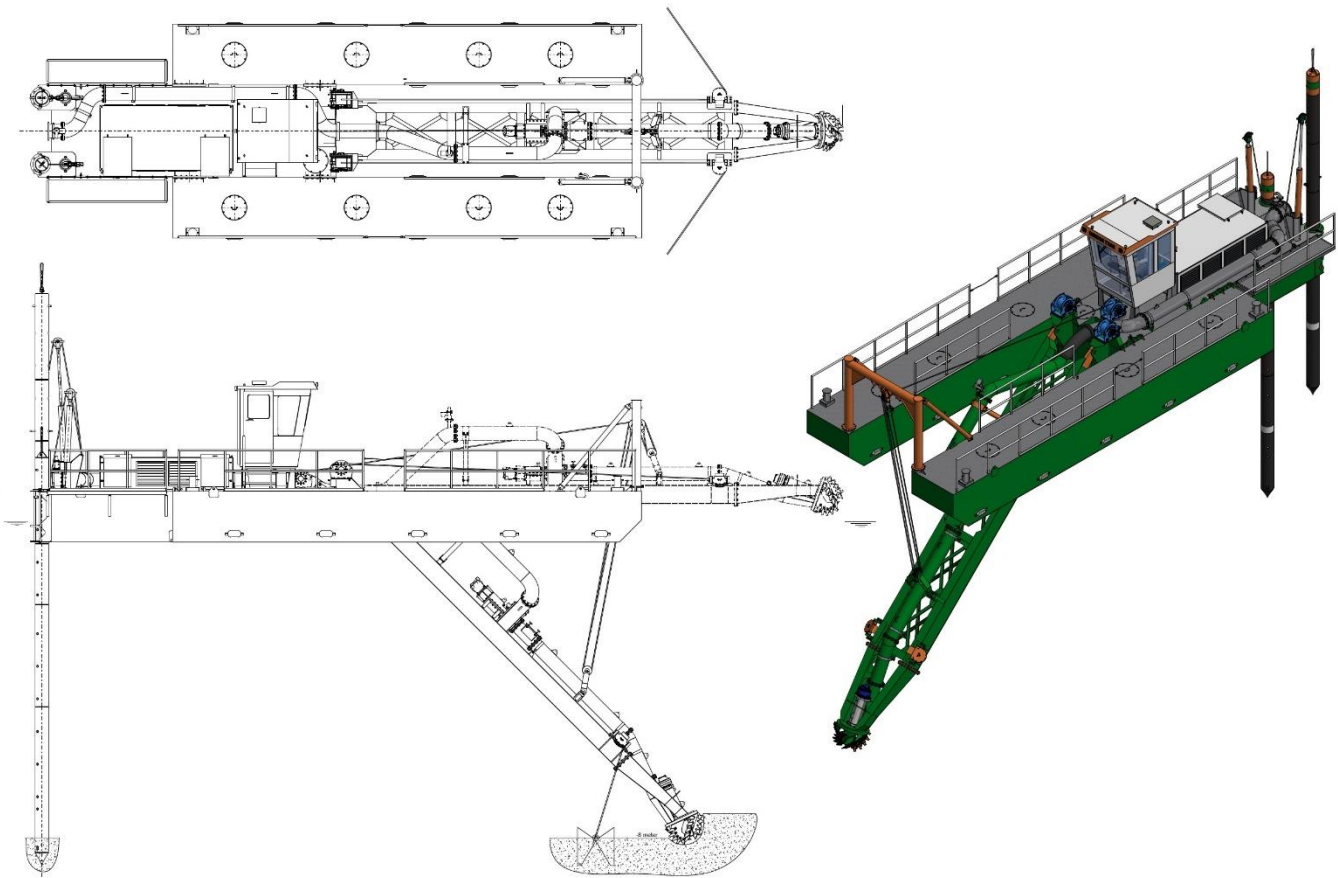


## DREDGING WINCH

Type of winch	Drum winch	
Movement	Swing left and right 35 degrees	
Number of winches	2 unit	
Wire pull	40 kN	8993 lbs
Hauling speed	0-20 m/min	0-65 ft/min
Wire diameter	13 mm	0.5 inch
Drive	Hydraulic motor	

### LADDER HOISTING WINCH

Type of winch	Drum winch	
Number of winches	1 unit	
Wire pull	40 kN	8993 lbs
Hauling speed	0-20 m/min	65 ft/min
Wire diameter	13 mm	0.5 inch
Drive	Hydraulic motor	



### PROPULSION (Optional)

Purpose	Simple maneuvering in sheltered waters	
Type	Two fixed propellers	
Total power	44 kW	59 hp
Trust Force	6.9 kN	1552 lbs
Direction of Vessel	Forward, reverse, left and right	

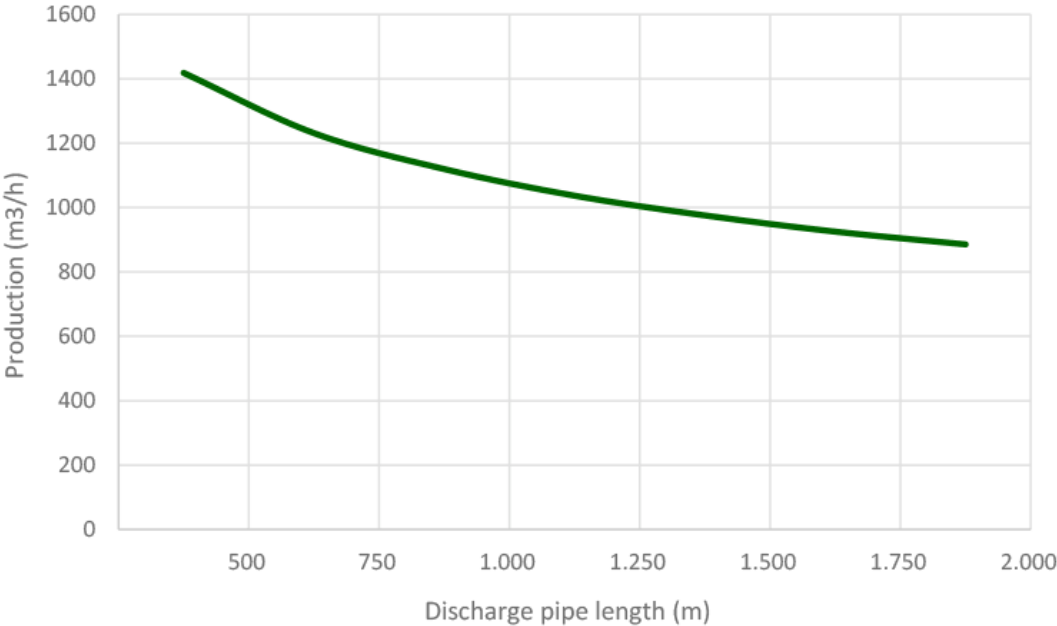
### FUEL

Type	Diesel fuel	
Tank capacity	3500 liters	925 gallon

### DREDGER OPERATING CABIN

Total area	1.96 m2	21 sq-ft
Cooling	Ventilation fan ( a/c optional )	
Lights	1x interior light and 2x flood light	
Additional	Screen wipers	
Instrumentation	Dredging depth indication	

**ECO 300 Production in water**



**ECO 300 Production Insitu**

